

BAG DESIGN APPROVAL

MANDATORY ELEMENTS

WOOD PELLETS

The term "wood pellets" has to be translated in all the languages of targeted markets.

CERTIFIED COMPANY CONTACT DETAILS

- The name of the certified company
- The email address / web page of the certified company
- The city name, postal code, full name of the country of the certified company whose ENplus® ID is on the design.

DIAMETER & NET WEIGHT

NOTES: "Store in dry conditions"

NEW!: "Use only in **appropriate** combustion systems according to manufacturer instructions and **legal** regulations."

The usage note has been updated. Both notes have to be translated in all languages of targeted markets. You can find the translations in translation Guidelines **ENplus® GD 3002:2023**

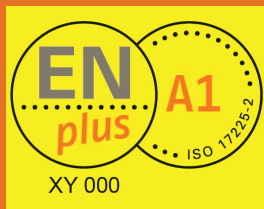
QUALITY SEAL

The seal on the design has to be the one that has been sent to the customer.


NEW!: There should be an exclusion zone around the seal. Exclusion zone should remain clear of graphics or imagery, and be at least of the same size as the ID. The background colour of all elements of the seal should be the same in the exclusion zone as well.




Examples of quality seals that will not be accepted



Wrong color combination
and no exclusion zone



No exclusion zone



Insufficient exclusion zone

OPTIONAL ELEMENTS

FUEL PROPERTIES

Should be displayed like the threshold values from **Table 4 ENplus® ST 1001:2022**
e.g., moisture : $\leq 10.0 \%$)

The number of decimals and units of measure, and the signs in front have to be exactly the same as in the **Table 4 ENplus® ST 1001:2022**.

NOTE!: The number of decimals for fuel properties has changed! Please check **Table 4 ENplus® ST 1001:2022**.

RAW MATERIAL

E.g., pine, spruce should be in line with the latest conformity report.

DETAILS OF THE NON-CERTIFIED DISTRIBUTOR

The details of the non-certified company should be displayed with the same font size, or smaller font size than the details of the certified company.

TRANSLATION

All the information on the bag design has to be translated in all the languages of targeted markets!

SERIAL NUMBER

The system of assignment the serial numbers should be put in place at latest from 1.1.2025

- The serial numbers should reflect the company which bagged the pellets, the site where pellets were bagged, and the date of bagging.
- The serial number has to be placed on each bag, after the pellets have been bagged.
- At the approval process the client has to indicate where the serial number will be placed.

NOTE!: Serial number is reflecting the information about bagging and not about production!

Q&A

- Can a bag be approved if the company is not prepared to assign serial numbers?

For the years of 2023 and 2024, this is possible.

- Are labels allowed for representing the serial number?

No, labels are not allowed! It should be impossible to detach the serial number from the bag. It is recommended to use laser printer.

- Does the Head Office provide serial numbers?

No, it's up to the company to codify the required information into serial numbers which can be placed on each bag.

KEY CHANGES!

1. Usage note!

"Use only in appropriate combustion systems according to manufacturer instructions and legal regulations."

2. Translation guidelines!: ENplus® GD 3002:2023

3. The number of decimals per Table 4 ENplus® ST 1001:2022.

4. The stricter values have to be displayed only with a sign in front.

5. There should be an exclusion zone around the seal, free of any imagery or graphics.